

# CANCER EXPERTISE FROM FINLAND

---

FINLAND IS A GLOBAL  
LEADER IN CANCER  
RESEARCH AND CARE

**#FINLANDWORKS**

A photograph of a woman with blonde hair kissing a young child on the cheek. The child is holding a dandelion and blowing on it. The woman is holding a green plastic shovel. The background is a blurred green field.



# CONTENTS

---

<b>EXPERTISE FROM FINLAND</b> .....	<b>4</b>
<b>WHY FINLAND?</b> .....	<b>8</b>
<b>FINNISH ECOSYSTEMS AND PLATFORMS</b> .....	<b>10</b>
CANCER IO .....	12
FINNISH ADVANCED LIGHT MICROSCOPY NODE – FIALM OF EURO-BIOIMAGING .....	14
THE SOUTHERN FINLAND REGIONAL CANCER CENTER – FICAN SOUTH .....	16
FINNISH BIOBANK COOPERATIVE – FINBB .....	18
iCAN .....	20
INSTITUTE FOR MOLECULAR MEDICINE FINLAND (FIMM) HILIFE, UNIVERSITY OF HELSINKI .....	22
KUOPIO CENTER FOR GENE AND CELL THERAPY – KCT .....	24
<b>FINNISH CANCER SOLUTIONS AND TECHNOLOGIES</b> .....	<b>26</b>
<b>PHARMACEUTICALS, BIOTECH AND RESEARCH</b> .....	<b>28</b>
ABOMICS .....	28
AURLIDE .....	30
BIOVIAN .....	32
FARON PHARMACEUTICALS .....	34
FINVECTOR .....	36
GENEVIA TECHNOLOGIES .....	38
ORION .....	40
PHARMATEST SERVICES .....	42
TENBORON .....	44
TILT BIOTHERAPEUTICS .....	46
VALO THERAPEUTICS .....	48
<b>DIAGNOSTICS, TESTING AND SCREENING</b> .....	<b>50</b>
BIOPSENSE .....	50
BLUEPRINT GENETICS .....	52
FINNADVANCE .....	54
LS CANCERDIAG .....	56
MEGIN .....	58
MISVIK BIOLOGY .....	60

MYLAB .....	62
OLFACTOMICS .....	64
OPTOMED .....	66
<b>DIGITAL CANCER SOLUTIONS</b> .....	<b>68</b>
ADESANTE .....	68
AIFORIA TECHNOLOGIES .....	70
BC PLATFORM .....	72
BUDDY HEALTHCARE .....	74
GRUNDIUM .....	76
INNOMENTARIUM .....	78
KAIKU HEALTH .....	80
MEDISAPIENS .....	82
PLANMED .....	84
VARIAN MEDICAL SYSTEMS FINLAND .....	86
<b>TREATMENT, QUALITY AND CANCER CARE</b> .....	<b>88</b>
BCB MEDICAL .....	88
CLINIC HELENA .....	90
DOCRATES CANCER CARE .....	92
INJEQ .....	94
MODULIGHT .....	96
MVISION AI .....	98
ORTON .....	100
<b>LIFE MANAGEMENT</b> .....	<b>102</b>
AUNTIE SOLUTIONS .....	102
KINDFULL .....	104
LYMPHATOUCH .....	106
POPIT .....	108
<b>BUSINESS FINLAND</b> .....	<b>110</b>



# CANCER EXPERTISE FROM FINLAND

---

FINLAND IS A SMALL, EASILY ACCESSIBLE, HIGHLY INNOVATIVE TECHNOLOGY LEADER THAT SOLVES PROBLEMS AND ENHANCES THE QUALITY OF PATIENT LIFE

In Finland, we create, combine and enhance technologies and practices exponentially to improve the health of our citizens and people around the world. The Finnish health sector is built on world-class research and technology know-how. Finland has one of the most efficient healthcare systems in the world – offering high value for money spent.

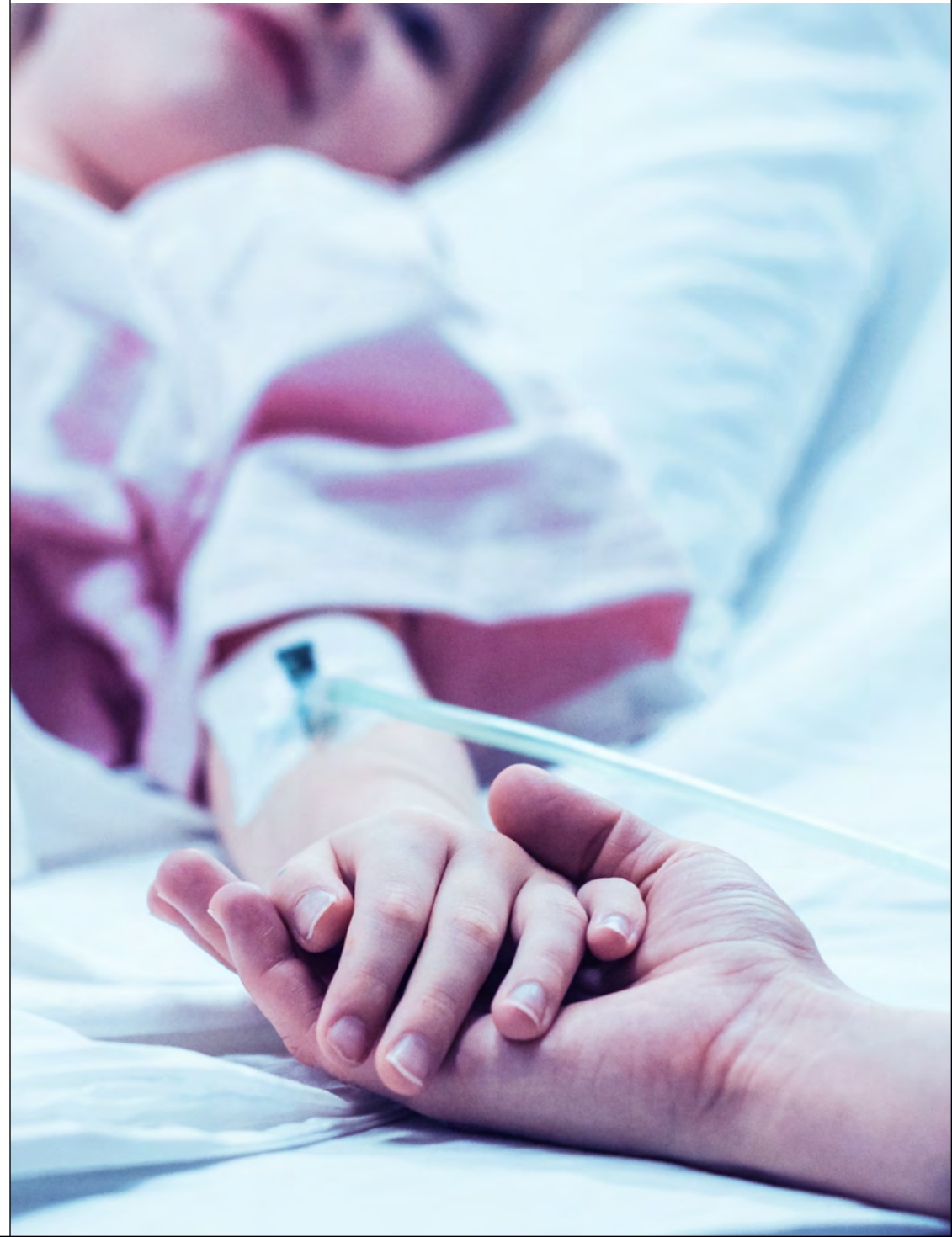
## WORLD-CLASS CANCER CARE

The Finnish healthcare system consists of highly educated professionals – driving the growth of cutting-edge research and treatment in specialist areas, such as cancer, neurodegenerative diseases and disorders, orthopedics and genetics research. Our ambition is to be a model country of sustainable personalized healthcare.

According to the latest CONCORD-3 Global Surveillance study\*, Finland offers first-class cancer care:

- The 5-year survival rate for most cancers in Finland is among the highest in the world
- Considering the 5-year survival rate, we are 3rd best in Europe in treating prostate, breast and adult brain cancer
- 2 out of 3 cancer patients recover; many more lead a good life regardless of the disease

\* CONCORD-3: Global surveillance of trends in cancer survival 2000–14. Lancet 2018; 391: 1023–75





## #1 IN CANCER RESEARCH

Finland's accomplishments in cancer are based on decades of heavy investment in health-related education, research and research infrastructure – not to forget the great quality of data including longitudinal series and cross-linking medical registries. The Finnish National Cancer Centre (FICAN) promotes equal care, research and development, by coordinating national clinical cancer research and the use of service resources in cancer treatment.

One objective of cancer research is to develop personalized and effective cancer treatment, especially the utilization of genomic data in diagnostics and treatment selection, and to promote equal and immediate access to clinical examinations for patients.

Finnish oncologists are trained in both oncology and radiotherapy, enabling them to refer patients more accurately to the right treatment. Collaboration between cancer researchers and doctors creates a foundation for evidence-based, multidisciplinary and increasingly individualized care. Based on the average number of citations per clinical cancer publication, Finland is the number one country in cancer research. Each Finnish cancer article receives an average of 26.4 citations.

Globally, Helsinki University Hospital (HUS) is recognized as a world leader in cancer research and care. As the first hospital in northern Europe awarded the Comprehensive Cancer Centre (CCC) accreditation by the Organization of European Cancer Institutes (OECI), HUS has developed into a nexus of cutting-edge medical research and treatment.

## CONTINUOUSLY WORKING TO ERADICATE CANCER

Today, several public-private research and development projects drive the continuous expansion of Finnish cancer expertise. Among others, Finnish flagship project iCAN is an innovative multidisciplinary initiative that brings together some of the world's leading actors to solve one of the most pressing challenges of our time – cancer.

On an international level, Finland's high-level cancer innovations and advanced digital skills have been recognized by leading global cancer and oncology companies. This is underlined by examples of recent acquisitions of Finnish companies by organizations such as *Varian* in health-tech startup *Noona* and *Elekta* in *Kaiku Health*. The Finnish clinical research capabilities have attracted global pharma companies, such as Bayer and Novartis, to find opportunities for collaboration in Finland. In addition, Finland has a thriving startup community; many of these companies are excelling in the health sector and offer opportunities for international collaborations.

We invite you to read more about the latest Finnish cancer expertise and look forward to keeping in touch!



# WHY FINLAND?

## WORLD-CLASS HEALTH RESEARCH AND SOLUTIONS

# #1

### AVAILABILITY OF THE LATEST MEDICAL TECHNOLOGIES

(WORLD ECONOMIC FORUM GLOBAL COMPETITIVENESS REPORT 2017-18)

# #1

### AVAILABILITY OF SCIENTISTS AND ENGINEERS

(WORLD ECONOMIC FORUM GLOBAL COMPETITIVENESS REPORT 2017-18)

# #1

### HEALTH TECH IS THE LARGEST AND ONE OF THE FASTEST-GROWING EXPORT SEGMENTS OF THE FINNISH HIGH-TECH INDUSTRY

(HEALTHTECH FINLAND 2019)

# #1

### IN FINLAND, THE 5-YEAR SURVIVAL RATE OF MOST CANCERS IS AMONG THE HIGHEST IN THE WORLD

(CONCORD-3: GLOBAL SURVEILLANCE OF TRENDS IN CANCER SURVIVAL 2000-14)

## GOVERNMENT BACKING

- Our biobank law enables faster drug discovery and clinical trials as well as access to high-quality data and biological specimens.
- The Act on the Secondary Use of Health and Social Data ensures authorities, institutes and companies access to the health and social data in Finland – with the highest data security.
- As the national one-stop shop for health and social data, the permit authority Findata promotes secondary use of health and social data, facilitates data permit processing and improves data protection for individuals.
- Finland actively invests in personalized medicine research, innovation, education and data management centers of excellence: National Cancer Center FICAN, Drug Development Center, Neurocenter Finland and Genome Center.



# FINNISH ECOSYSTEMS AND PLATFORMS

OUR DATA POOLS AND  
WORLD-LEADING LEGISLATION  
OFFER A UNIQUELY ACCESSIBLE  
ENVIRONMENT FOR RESEARCH  
AND INNOVATION

Finland has a long tradition of collecting samples in biobanks, which makes genetic information readily accessible. These samples can be linked to comprehensive digital databases of donor health data to benefit cancer research enormously. The combination of population-based biobanks, innovation-friendly legislation, comprehensive healthcare registers, electronic medical records and the nation's isolated gene pool represents true real-world evidence.

In May 2019, Finland approved legislation on the secondary use of health data. This elevated research and innovation offers new opportunities – including new treatment methods – across health and wellbeing, disease prevention and predictive and personalized medicine. Pharma, contract research organizations (CROs) and drug development companies can access this data through Findata, the national one-stop shop ([www.findata.fi/en](http://www.findata.fi/en)).





# TRANSLATING IMMUNO-ONCOLOGY INTO ACTION



**CANCER IO** is a new cancer immunotherapy-focused collaborative research and innovation project that is part of Business Finland's Personalized Health Program. Cancer IO boosts Finnish immuno-oncology (IO) capabilities by supporting top-level research, business competitiveness, individualization of care and competence in capturing real-world evidence. On a broader level, Cancer IO drives the creation of a Finnish IO ecosystem and national IO growth strategy, aiming to provide wealth and wellbeing through disruptive IO innovations and better care.

Cancer IO brings together a broad range of expertise – from big pharma companies to small enterprises and from academic research to patient advocacy. With a broad range of stakeholders, we can tackle big problems in IO research, real-world data (RWD), clinical care and society.

The project, coordinated by the University of Helsinki, integrates immuno-oncology activities at the Universities of Helsinki and Turku, 3 university hospitals and one central hospital, 8 small or medium Finnish enterprises, several cancer patient organizations and the 9 largest IO-investing pharmaceutical companies. With a total funding of EUR 10 million, Cancer IO is one of the largest IO-focused research and innovation programs in Europe.

## CONTACT

Juha Klefström,  
Director

[juha.klefstrom@helsinki.fi](mailto:juha.klefstrom@helsinki.fi)  
+358 44 377 3876  
[www.cancerio.org](http://www.cancerio.org)



### Together in Cancer IO





# OPEN-ACCESS IMAGING AND MICROSCOPY SERVICES



**THE FINNISH ADVANCED LIGHT MICROSCOPY (FIALM) NODE OF EURO-BIOIMAGING** offers open access to biological imaging technologies and services. For example, in cancer biology, imaging technologies can be used for tumor detection and characterization. Light and electron microscopy services are available to academic and industrial users in Finland and abroad, with services provided in Helsinki, Turku and Oulu.

The benefits of Euro-BioImaging include an individualized approach to cutting-edge imaging and the necessary hands-on training of required instruments. Alternatively, imaging can be offered as a full service. Staff assistance is provided whenever required to ensure project success. Through Euro-BioImaging, collaboration with research groups studying cancer biology can also be established.

Euro-BioImaging is part of the European Research Infrastructure Consortium (ERIC), a European-wide research infrastructure that offers open access to biological and medical imaging technologies and services to all academic and industrial users based in Finland and abroad. Euro-BioImaging provides training for infrastructure users and providers as well as access to image data services.

## CONTACT

Camilo Guzman,  
Euro-BioImaging Node Manager

[camilo.guzman@abo.fi](mailto:camilo.guzman@abo.fi)  
+358 50 572 4726  
[www.eurobioimaging.fi](http://www.eurobioimaging.fi)





# PROMOTING HIGH-QUALITY CANCER CARE AND RESEARCH

---

---

## FICAN SOUTH

ETELÄINEN SYÖPÄKESKUS

---

**THE SOUTHERN FINLAND REGIONAL CANCER CENTER, FICAN SOUTH,** coordinates cancer diagnostics and care and promotes cancer research in Southern Finland as well as the aims of the National Cancer Center Finland. Improving cooperation between the professionals in research and clinical work is the most important development target of FICAN South.

To develop our activities, FICAN South has launched several cooperation projects. We work together with several organizations that develop cancer prevention, diagnostics, treatment and

rehabilitation, and promote cancer research for the best interests of the patients. These organizations include the Cancer Society of Finland and its regional organizations and nationwide patient organizations. In addition, we cooperate with trusts promoting cancer research, politicians, officials, research facilities, biobanks, and companies providing digital services, cancer treatments and diagnostics.

### CONTACT

[ficansouth@hus.fi](mailto:ficansouth@hus.fi)  
[www.ficansouth.fi/en](http://www.ficansouth.fi/en)





# THE FAST TRACK TO BIOBANK SPECIMENS AND BIODATA



## FINNISH BIOBANK COOPERATIVE

**(FINBB)** serves cancer researchers worldwide by managing the Fingenious® digital portal, which provides fast access to the high-quality specimens and biodata, including genome data, of Finnish biobanks.

Fingenious® digital service allows researchers to perform quick sample and data queries by browsing biobank collections. Only one feasibility request and one contract via FINBB is needed to reach all public biobanks in Finland, making research through Fingenious® faster and more efficient. Longitudinal health record data, genomic data – mostly as data returned to biobanks from the FinnGen research project, [www.finnngen.fi](http://www.finnngen.fi) – and information on the possibility of finding specific cancer patients for further biomedical studies can be linked to samples. Fingenious® is built to serve both academic and industry researchers to advance cancer research globally.

FINBB is a cooperative of Finnish biobanks, founded and owned by Finnish universities, hospital districts and the Finnish Institute for Health and Welfare (Terveyden ja Hyvinvoinnin Laitos, THL). FINBB coordinates the operations of the biobank network in Finland and serves researchers by managing the Fingenious® portal that allows access to Finnish biobank specimens and biodata. The company model is value-based: the data generated in scientific studies is returned to biobanks to be used in the further development of treatments.

## CONTACT

Marco Hautalahti, CEO

[marco.hautalahti@finbb.fi](mailto:marco.hautalahti@finbb.fi)

+358 400 493 613

[www.fingenious.fi](http://www.fingenious.fi)



# UNIQUE PAN-CANCER DISCOVERY PLATFORM

---



**iCAN** – Digital Precision Cancer Medicine is a national research and innovation flagship hosted by the University of Helsinki and Helsinki University Hospital (HUS). iCAN brings together global leaders and ongoing activities in precision cancer medicine and digital health, forming a national cancer research and competence cluster.

iCAN is launching an innovative prospective pan-cancer study, which integrates in-depth molecular profiling and drug sensitivity approaches with digital healthcare data into a unique discovery platform. The discovery platform provides breakthrough capabilities and enables the launch of adaptive clinical trials.

iCAN leverages Finnish national strengths and seeks discoveries and improved treatments. Cancer patients are engaged through participation at all stages of iCAN. The iCAN teams have a strong track record in translational and clinical cancer as well as data science, which has generated more than 33,000 citations and over 120 highly cited publications.

## CONTACT

Ilona Kotala,  
Business Development

[ilona.kotala@helsinki.fi](mailto:ilona.kotala@helsinki.fi)  
+358 40 535 7830  
[www.digitalprecisioncancermedicine.fi](http://www.digitalprecisioncancermedicine.fi)





# R&D FOR PRECISION CANCER MEDICINE

# FIMM

Institute for Molecular Medicine Finland  
Nordic EMBL Partnership for Molecular Medicine

**HiLIFE UNIT**

**FIMM** resources include high-quality patient samples and data repositories, plus the latest research technologies for collaborative projects with public and private sector partners. Partnerships can also include data integration and machine-learning guided digital solutions.

We provide expertise in real-time precision medicine and technologies, such as access to patient samples and anonymized data; patient-derived tumor models and ex vivo drug screening for prioritization of lead compounds and drug repositioning; and phenotypic assays such as multiplexed immunohistochemistry. Further services include next-generation sequencing (NGS) and other comprehensive analyses for biomarker discovery, the identification of new targets for drug development and digital tumor

profiling and diagnostics with artificial intelligence-based methods.

FIMM is an academic research institute on the medical campus of the University of Helsinki. Research areas include human genomics, precision cancer medicine, digital diagnostics and population health. FIMM hosts the FinnGen project, a public-private partnership between 10+ global pharmaceutical companies and Finnish biobanks profiling 500,000 Finns, including tens of thousands of cancer patients.

## CONTACT

Mari Kaunisto, Senior Researcher,  
Communications Coordinator

[mari.kaunisto@helsinki.fi](mailto:mari.kaunisto@helsinki.fi)  
+358 50 317 5483  
[www.fimm.fi](http://www.fimm.fi)



# INNOVATION AND TRANSLATION IN GENE AND CELL THERAPY



**KCT** is a research organization based in Kuopio, Finland, focused on developing novel gene and cell therapy products in the new and exciting area of advanced therapeutic medicinal products (ATMPs). Our scientific teams combine scientific know-how gained from years of experience in the sector and the latest technologies to research and develop gene and cell therapy products into Phase I human studies.

We undertake science in collaboration with the private sector and academic groups all over the world. We provide modern facilities for state-of-the-art molecular biology, gene and cell therapy as well as for the extensive range of advanced analytics needed in molecular medicine.

Our goal is to develop new therapies for solid cancers. This requires a deep understanding of the biology of solid tumors, discovery of next-generation gene and cell therapies as well as their preclinical manufacturing and analytical development.

## CONTACT

Tuija Kekarainen,  
Cell Therapy Unit Director

[tuija.kekarainen@kct.fi](mailto:tuija.kekarainen@kct.fi)  
+358 40 537 6603  
[www.kct.fi](http://www.kct.fi)





### 1. SUPPORTING ECOSYSTEMS AND PLATFORMS

We promote cutting-edge cancer research, boosting cooperation to develop cancer prevention, diagnostics, treatment and rehabilitation for the best interests of the patients.

- Cancer IO** *FINBB*
- FIALM Euro-BioImaging** *FIMM*
- FICAN South** *iCAN*
- KCT*

### 2. PHARMACEUTICALS, BIOTECH AND RESEARCH

We help your organization test, research and develop the latest innovations for personalized and effective cancer treatment.

- Abomics** *Orion*
- Aurlide** *Pharmatest Services*
- Biovian** *Tenboron*
- Faron Pharmaceuticals** *TILT*
- FinVector** *Biotherapeutics*
- Genevia Technologies** *Valo Therapeutics*

### 3. DIAGNOSTICS, TESTING AND SCREENING

We create customizable screening and diagnostic solutions for improved treatment, increased analysis accuracy and patient comfort.

- BiopSense** *Misvik Biology*
- Blueprint Genetics** *Mylab*
- Finnadvance** *Olfactomics*
- LS CancerDiag** *Optomed*
- Megin**

### 4. DIGITAL CANCER SOLUTIONS

We build and deliver the latest cancer care technologies and turn PROM data into action boosting the individualization of care.

- Adesante** *Innomentarium*
- Aiforia Technologies** *Kaiku Health*
- BC Platform** *MediSapiens*
- Buddy Healthcare** *Planmed*
- Grundium** *Varian Medical Systems Finland*

# FINNISH EXPERTISE IN ALL PHASES OF THE CANCER CARE PATH



### 5. TREATMENT, QUALITY AND CANCER CARE

We promote equal and immediate access to care for patients and the highest quality care delivery using the latest data-based treatments and solutions.

- BCB Medical** *Injeq*
- Clinic Helena** *Modulight*
- Docrates Cancer Care** *MVision AI*
- Orton*

### 6. LIFE MANAGEMENT

We empower cancer patients through support and engagement at all stages to guarantee the highest quality of life for patients living with cancer.

- Auntie Solutions** *LymphaTouch*
- Kindfull** *Popit*



# GENOMIC MEDICINE EXPERTISE



## OUR SOLUTION

**ABOMICS** specializes in translating genomics research into clinical practice and providing new approaches to personalized medicine. With Abomics GeneRx pharmacogenetic database, Abomics PGx interpretation service and Abomics GeneAccount cloud service, we can offer easily understandable pharmacogenetics services for both physicians and customers on a global scale.

For laboratories, Abomics PGx completes the process workflow of pharmacogenetic testing by delivering a comprehensive pharmacogenetic interpretation report. The service is customizable depending on subscribers' reporting and integration needs. Abomics PGx offers laboratories a unique way to stand out in a highly competitive market and reduces unnecessary organizational costs.

The simple yet comprehensive report covers the genetic testing with explanations, a list of drugs with genetic variation and dosing recommendations for each drug.

## BENEFITS AND REFERENCES

Personalized medicine has become a reality, and with genetic information, the use of medicine is becoming safer and more efficient. Abomics is a pioneering pharmacogenetic company in Europe, offering services that significantly increase the safety and efficacy of medical treatments. All reports are approved by various medical professionals who take full responsibility for accurate information. The reports are easy to read and give specific recommendations based on the information acquired through genetic testing. Abomics collaborates with leading clinical laboratories in Europe.



## COMPANY

Abomics was founded in 2013 in Turku, Finland, by two medical doctors, Jari Forsström and Klaus Elenius. Although strong evidence of the merits of utilizing genetic testing in patient care already existed, very few practical applications and decision support tools are available. The fundamental idea behind Abomics is to translate evidence-based research knowledge into clear recommendations that benefit and can be easily understood by both treating physicians and patients.

## CONTACT

Jari Forsström,  
Chief Medical Officer

[jari.forsstrom@abomics.fi](mailto:jari.forsstrom@abomics.fi)

+358 40 544 1809

[www.abomics.fi](http://www.abomics.fi)



# EFFICIENT CANCER DRUG DISCOVERY

---



## OUR SOLUTION

**AURLIDE** specializes in the computational discovery of small molecule drug candidates for protein-protein interactions (PPIs), especially related to cancer.

## BENEFITS AND REFERENCES

Aurlide speeds up the hit identification stage, quickly optimizing hits to lead compounds. We can rapidly screen millions of compounds to identify drug candidates efficiently. We have developed more than ten first-in-class PPI modulators, participated in the development of four clinical candidates and licensed one of our PPI projects to the pharmaceutical industry.

## COMPANY

Aurlide provides services for computer-aided drug discovery, from the identification of first-in-class molecules to lead optimization toward a clinical candidate. Our team holds ten patents and has published more than 100 scientific publications.

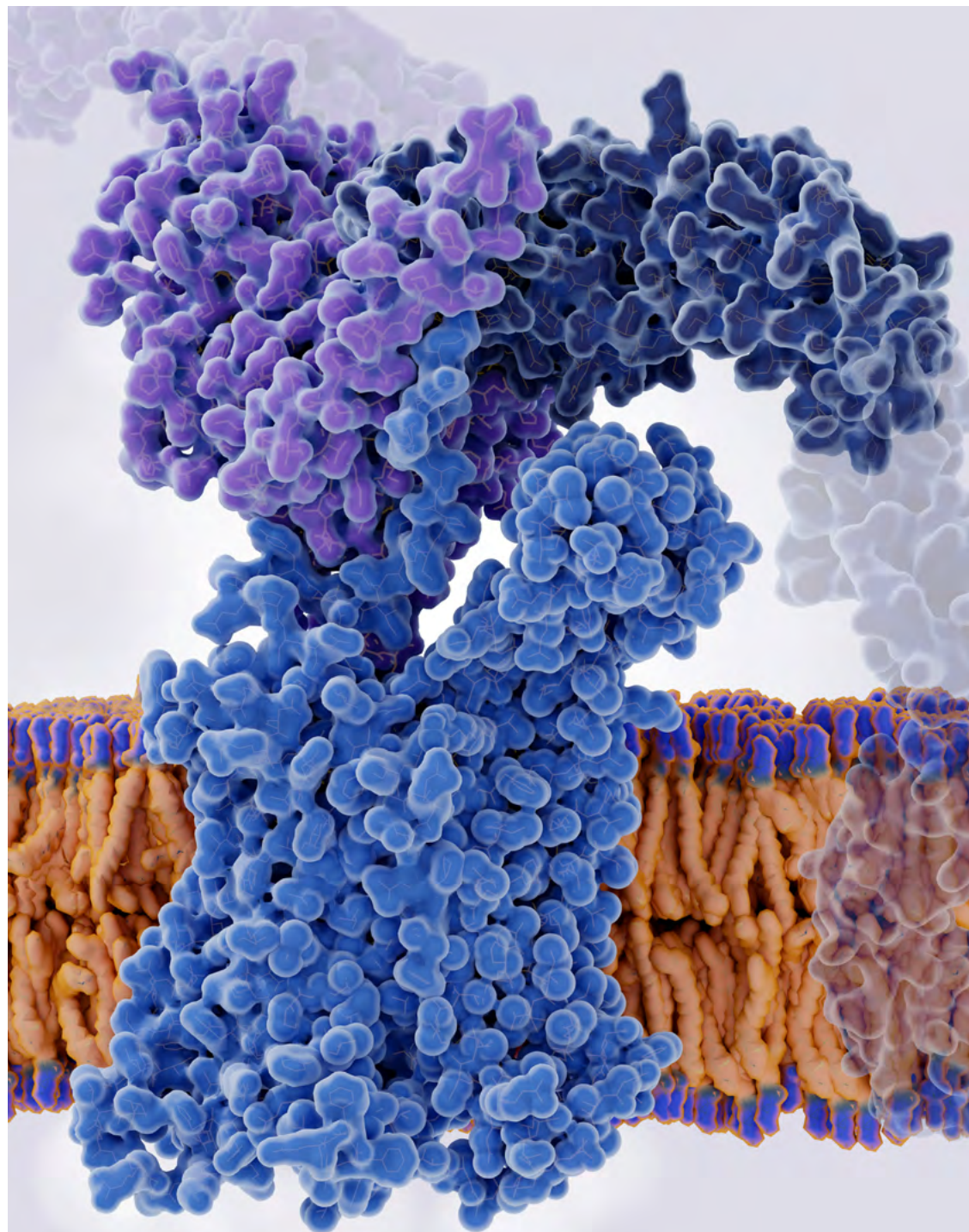
## CONTACT

Olli Pentikäinen, CEO

[olli.pentikainen@aurlide.fi](mailto:olli.pentikainen@aurlide.fi)

+358 44 775 2020

[www.aurlide.fi](http://www.aurlide.fi)





# BIOPHARMACEUTICAL MANUFACTURING EXCELLENCE

## BIOVIAN

### OUR SOLUTION

**BIOVIAN** is an experienced and knowledgeable good manufacturing practice (GMP) producer of recombinant proteins and viral vectors for gene therapy applications, immuno-oncology and vaccines. As a contract manufacturer, Biovian is assigned by clients to develop processes and produce biopharmaceutical molecules for clinical trials as well as for commercial use.

### BENEFITS AND REFERENCES

Biovian's concept of a one-stop shop is to provide clients with services through the complete supply and value chain. In other words, all steps in recombinant protein and viral vector production happen under one roof. Since 2005, we have provided viral vector contract development and manufacturing organization (CDMO) services to clients in the EU, the US and Asia. We offer GMP-grade production of adenoviruses, adeno-associated viruses (AAV) and other biosafety level 2 (BSL2) class viruses.

### COMPANY

Biovian is a contract development and manufacturing organization that provides premium GMP services to biotech companies developing innovative gene therapies or biopharmaceuticals. Guided by our Nordic ethos, we deliver high-quality work on time and within budget to a global client base.

### CONTACT

Antti Nieminen, Director,  
Business Development and Projects

[antti.nieminen@biovian.com](mailto:antti.nieminen@biovian.com)

+358 40 502 1332

[www.biovian.com](http://www.biovian.com)





# THE FUTURE OF IMMUNOTHERAPY



## OUR SOLUTION

**FARON'S** game-changing immuno-oncology (IO) treatment Clevegen, based on macrophage-guided immunotherapy, revolves around a key immunological switch named Clever-1 expressed on tumor-associated macrophages. It is a key regulator of cancer growth and spread. Clevegen is an anti-Clever-1 antibody that breaks the immunosuppressive tolerance of tumors and activates the patient's immune defense against cancer.

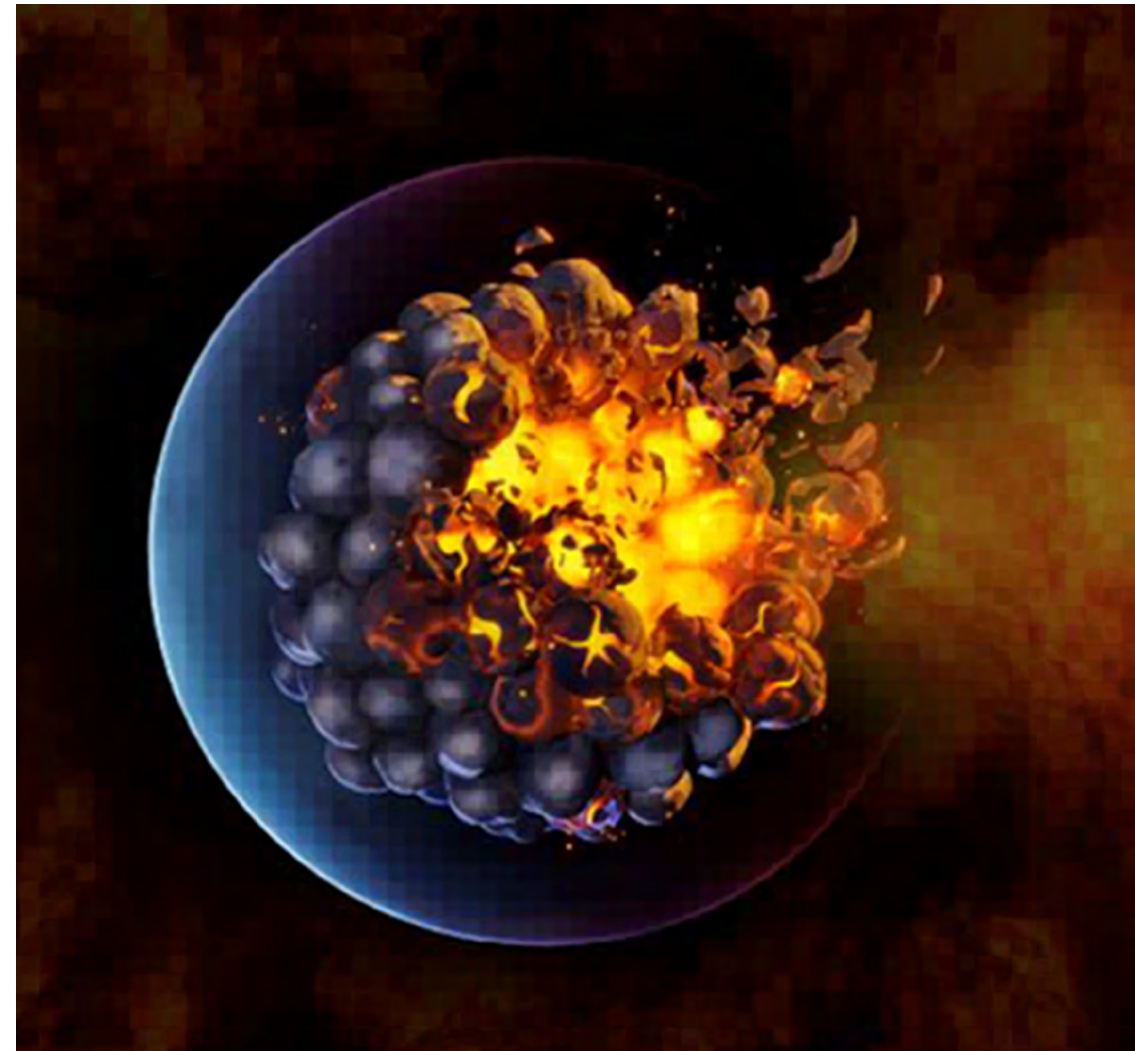
## BENEFITS AND REFERENCES

Clevegen has major advantages compared to other IO treatments. Most importantly, patients who would benefit from the treatment can possibly be screened for high levels of the target molecule. This may prevent futile treatment and delivers savings in healthcare resources and costs. The Clevegen program is focused on deadly

cancer types without effective treatment options and over 3.5 million new cases and 2.3 million early deaths each year globally. Faron aims to provide a new solution to replace several currently used futile cancer treatments.

## COMPANY

Faron is an innovative clinical-stage biopharmaceutical company committed to high-quality R&D to fulfill the company's mission of saving lives. Faron currently works with three technologies: Clevegen, Traumakine and Haematokine. The technologies are all based on the endothelial receptors involved in the regulation of immune response in oncology, in severe viral respiratory infections such as COVID-19 and in organ damage. Faron aims to bring its three technologies to market in the next two to four years. The company focuses on unique, protected science that targets unmet needs in medicine.



## CONTACT

Juho Jalkanen,  
Chief Development Officer

[juho.jalkanen@faron.com](mailto:juho.jalkanen@faron.com)

+358 40 707 1046

[www.faron.com](http://www.faron.com)





# PIONEERS IN VIRAL-BASED GENE THERAPY PRODUCTS



## OUR SOLUTION

**FINVECTOR** is a world leader in R&D and current good manufacturing practice (cGMP) of viral-based gene therapy products. Our state-of-the-art facility – with four cGMP suites – is equipped with the latest technology, highly experienced scientific team and our commitment to work closely with clients every step of the way. This has helped us build an excellent reputation in the gene therapy market. We are authorized under the European Medicines Agency (EMA) for the production of gene therapy products for clinical and commercial supply.

## BENEFITS AND REFERENCES

Importantly, leveraging our scientific expertise and industry knowledge gained through the development of our own and our clients' products, we can help take viral-based products from the preclinical

phase through clinical trials and to the global market. Our global clients range from big pharma to spinout biotech companies.

FinVector's track record of delivering a tailored service to meet and exceed our clients' needs goes back two decades when Professor Seppo Ylä-Herttuala formed the company back in 1993. We know that the job we do represents a competitive advantage for our partners.

## COMPANY

FinVector offers contract manufacturing services across a wide range of viral vector-based product types, including adenoviral, adeno-associated virus (AAV) and lentiviral-based vectors, utilizing suspension and adherent-based platforms. From our cutting-edge fully licensed GMP manufacturing facilities in Finland, we have built an extensive pipeline of gene



therapy products and technologies for our clients and in-house products. The team at FinVector is passionate about delivering excellence for our global clients, and we look forward to working with new and existing partners in the years to come.

## CONTACT

Kassim Kolia,  
Head of Business Development

[kassim.kolia@finvector.com](mailto:kassim.kolia@finvector.com)

+44 77 95 06 53 36

[www.finvector.com](http://www.finvector.com)



# THE NEW STANDARD FOR BIOINFORMATICS



## OUR SOLUTION

**GENEVIA TECHNOLOGIES** The key cause of malignancies lies in altered genomic information. Our mission is to help understand the causes and effects of cancer-causing mutations and contribute to the development of personalized medicines. Genevia Technologies provides cancer researchers and oncologists with an easy way of understanding their high-throughput data and accessing relevant information in public data repositories. Our support can include bioinformatics consulting, next-generation sequencing (NGS) experiments in collaboration with the best service providers and top-quality data analyses. Our bioinformatics team is specialized in highly customizable projects that can include combining high-throughput data from all measurement platforms, integrative analyses and modeling.

## BENEFITS AND REFERENCES

For many researchers and companies, the data analysis stage becomes a significant hurdle as technologies advance.

Our services cover everything from an urgent need in basic analysis to building customized user-friendly solutions for continuous use. Our data analysis services cover various biological data types, such as NGS, proteomics and microarrays. We also support those who are only discovering the field of cancer genomics. We work in teams of dedicated data scientists and biologists and are therefore able to provide results with fast turnaround times without compromising on scientific quality. Our expertise spans bioinformatics education and writing relevant sections of grant applications.

Projects may include a combination of expert consulting, bioinformatics pipeline development and analysis of sequencing data followed by support in disseminating the results. If you require only a bioinformatician in your team, we can be flexibly contracted as external team members. Our clients are mainly pharmaceutical companies, molecular diagnostics providers, industrial biotechnology and life science research groups.



## COMPANY

Genevia Technologies has assembled a team of bioinformaticians, biologists and software engineers to disseminate the latest data analysis methods and bioinformatics know-how to all sectors of life science. We believe that the combination of high-throughput measurements, like NGS, and well-designed analyses can bring benefits to all life science research and development projects. Genevia is a Finnish bioinformatics company established in 2011 as a spin-off enterprise from the Tampere University of Technology by Professor Matti Nykter.

## CONTACT

Antti Ylipää,  
CEO & Co-Founder

[antti.ylipaa@geneviatechnologies.com](mailto:antti.ylipaa@geneviatechnologies.com)

+358 40 747 7672

[www.geneviatechnologies.com](http://www.geneviatechnologies.com)



# NOVEL DRUGS FOR CANCER TREATMENT



Building well-being

## OUR SOLUTION

**ORION'S** core therapy areas in pharmaceutical R&D is oncology. We develop novel proprietary drugs for the treatment of cancer, and Orion's oncology research and development has a long history with top expert professionals in the field. We are also expanding into immuno-oncology. Our ambition is to start clinical testing of the first immuno-oncological treatment in 2025.

## BENEFITS AND REFERENCES

Orion's first proprietary drug for breast cancer has been on the market already since 1988. Orion has expanded its research activities to include also other types of cancer and supportive treatments for cancer patients. Our new molecule darolutamide is a non-steroidal androgen receptor antagonist with a distinct chemical structure. It binds to the receptor with high affinity and exhibits strong antagonistic activity, thereby inhibiting the receptor function and the growth of prostate cancer cells.

## COMPANY

Orion develops, manufactures and markets human and veterinary pharmaceuticals and active pharmaceutical ingredients. The core therapy areas of Orion's pharmaceutical R&D are central nervous system (CNS) disorders, oncology, Finnish heritage rare diseases and respiratory diseases for which Orion develops inhaled pulmonary drugs. Orion's net sales in 2019 amounted to EUR 1,051 million.

## CONTACT

Outi Vaarala, Senior Vice President for Research and Development

[outi.vaarala@orionpharma.com](mailto:outi.vaarala@orionpharma.com)

+358 50 966 3472

[www.orion.fi/en](http://www.orion.fi/en)





# SERVICES FOR THE PHARMACEUTICAL INDUSTRY

*pharmatest*

## OUR SOLUTION

**PHARMATEST** offers preclinical in vitro and in vivo efficacy models in the fields of oncology and skeletal diseases. Let our experts with their well-established models in oncology and skeletal diseases reveal the potential of your compound as early as in the preclinical phase. In oncology, we have special expertise in orthotopic and bone metastasis models, immuno-oncology and radiopharmaceutical testing.

## BENEFITS AND REFERENCES

All research is performed at modern in-house laboratories by our committed specialists with exceptionally strong scientific and technical expertise in preclinical models of oncology and skeletal diseases. Our carefully validated and optimized models have high clinical predictivity to save your time and costs. During the past 20 years, we have served more than 100 clients globally by testing thousands of their compounds.

## COMPANY

Founded in 1998, Pharmatest is a flexible organization with acknowledged expertise, fast turnover times and active communication. We provide efficient and high-quality customer experiences. Today, Pharmatest looks into the future of changing the pharma environment with strong optimism. Our goal is to become the leading provider of specialized preclinical disease models and efficacy-related research services.

## CONTACT

Jukka Rissanen, CEO

[jukka.rissanen@pharmatest.com](mailto:jukka.rissanen@pharmatest.com)

+358 50 380 9551

[www.pharmatest.com](http://www.pharmatest.com)



# BORON NEUTRON CAPTURE THERAPY

---



## OUR SOLUTION

**TENBORON** Boron neutron capture therapy (BNCT) is biochemically targeted radiotherapy. Boron neutron capture reaction leads to intense local irradiation precisely at the site of boron accumulation, which leads to tumor necrosis. The Boron-10 ( $^{10}\text{B}$ ) atoms are selectively delivered to the tumor, followed by irradiation with epithermal neutrons (nth). A nuclear reaction occurs when a  $^{10}\text{B}$  atom captures a neutron. The short-range reaction products restrict most of the radiation dose to the boron-loaded cells.

## BENEFITS AND REFERENCES

Compared to many other cancer treatment modalities, BNCT is less invasive and affects healthy tissues less than conventional radiation therapy, has fewer side effects and can be used in combination with other treatments. In previous studies, BNCT has been curative for 15–20% of

terminal-phase patients, despite using a sub-optimal boron carrier. It can be used to treat many kinds of solid tumors that can be boron loaded. What's more, the treatment method has been proven cost effective. In the majority of cases, it requires only a small number of treatment sessions and shorter hospital periods.

## COMPANY

Tenboron began the development of novel boron carriers in 2012. The lead compound has shown very good efficacy and a favorable safety profile in preclinical studies. It will be entering the clinical development phase in 2021. The company is a privately held SME headquartered in Helsinki.

## CONTACT

Juha Jouhki, CEO

[juha.jouhki@tenboron.fi](mailto:juha.jouhki@tenboron.fi)

+358 500 843 843

[www.tenboron.fi](http://www.tenboron.fi)





# ADVANCED ONCOLYTIC IMMUNOTHERAPY



## OUR SOLUTION

**TILT BIOTHERAPEUTICS** is a clinical-stage biotechnology company developing cancer therapeutics based on its proprietary, best-in-class oncolytic adenoviruses armed with molecules including cytokines.

## BENEFITS AND REFERENCES

The company's patented TILT® technology – delivered locally and systemically – modifies the tumor microenvironment and eliminates its ability to suppress immune responses to cancer. This enhances T-cell therapies such as checkpoint inhibitors and CAR-T therapies. TILT's lead asset, TILT-123, is a 5/3 chimeric serotype adenovirus armed with two human cytokines – TNF alpha and IL-2.


TILT-123 has demonstrated a 100% response rate in preclinical cancer models in vivo. It is currently in Phase 1 clinical trials in Europe in combination with tumor-infiltrating lymphocytes (TIL) therapy. The company's pioneering

approach has been recognized by industry leaders, including Germany-based Merck KGaA and the US-based Pfizer, who are collaborating to investigate TILT-123's therapeutic effect in combination with the PD-L1 inhibitor, Avelumab (Bavencio®), in clinical trials.

In 2019, TILT established a partnership with Biotheus, a privately held Chinese company based in Zhuhai, Guangdong, China, for the development and commercialization of TILT's proprietary oncolytic virus TILT-123 in Greater China.

## COMPANY

The leadership team of TILT Biotherapeutics includes its CEO Akseli Hemminki, a biotech entrepreneur and cancer clinician who has personally treated almost 300 patients with ten different oncolytic viruses. Akseli leads a team of experienced industry professionals who collectively have decades of experience in the research, development and commercialization of cancer therapeutics.



## CONTACT

Aino Kalervo, CBO

[aino.kalervo@tiltbio.com](mailto:aino.kalervo@tiltbio.com)

+358 50 321 7454

[www.tiltbio.com](http://www.tiltbio.com)



# REINVENTING CANCER IMMUNOTHERAPY



VALO  
THERAPEUTICS

## OUR SOLUTION

**VALO THERAPEUTICS** Immunotherapies have revolutionized the treatment of cancer. PeptiCRAd, an innovative cancer immunotherapy technology developed by Valo Therapeutics, makes tumors visible to the immune system. It provides a tailor-made solution for every patient to destroy cancer. PeptiCRAd treatment is highly flexible and adaptable to each patient's cancer. The treatment activates the immune system to detect and destroy cancer cells everywhere in the body.

## BENEFITS AND REFERENCES

PeptiCRAd is a highly versatile plug-and-play immunotherapeutic platform, which can be tailored to target any class of tumor antigens and triggers unparalleled T-cell responses against multiple tumor targets. Immunotherapy with checkpoint inhibitors provides dramatic outcomes in approximately 20% of patients. Valo's PeptiCRAd platform offers the potential to

expand this target population of patients by creating appropriate anti-tumor immune responses that can be unleashed by checkpoint inhibition.

## COMPANY

Based in Helsinki, Valo Therapeutics develops novel immunotherapeutic platforms to treat solid tumors. The lead platform, PeptiCRAd, combines the immunostimulatory potential of oncolytic adenoviruses with the tumor specificity of peptide vaccines to create unparalleled anti-tumor immune responses. Its first pipeline product will be available in clinics in early 2021.

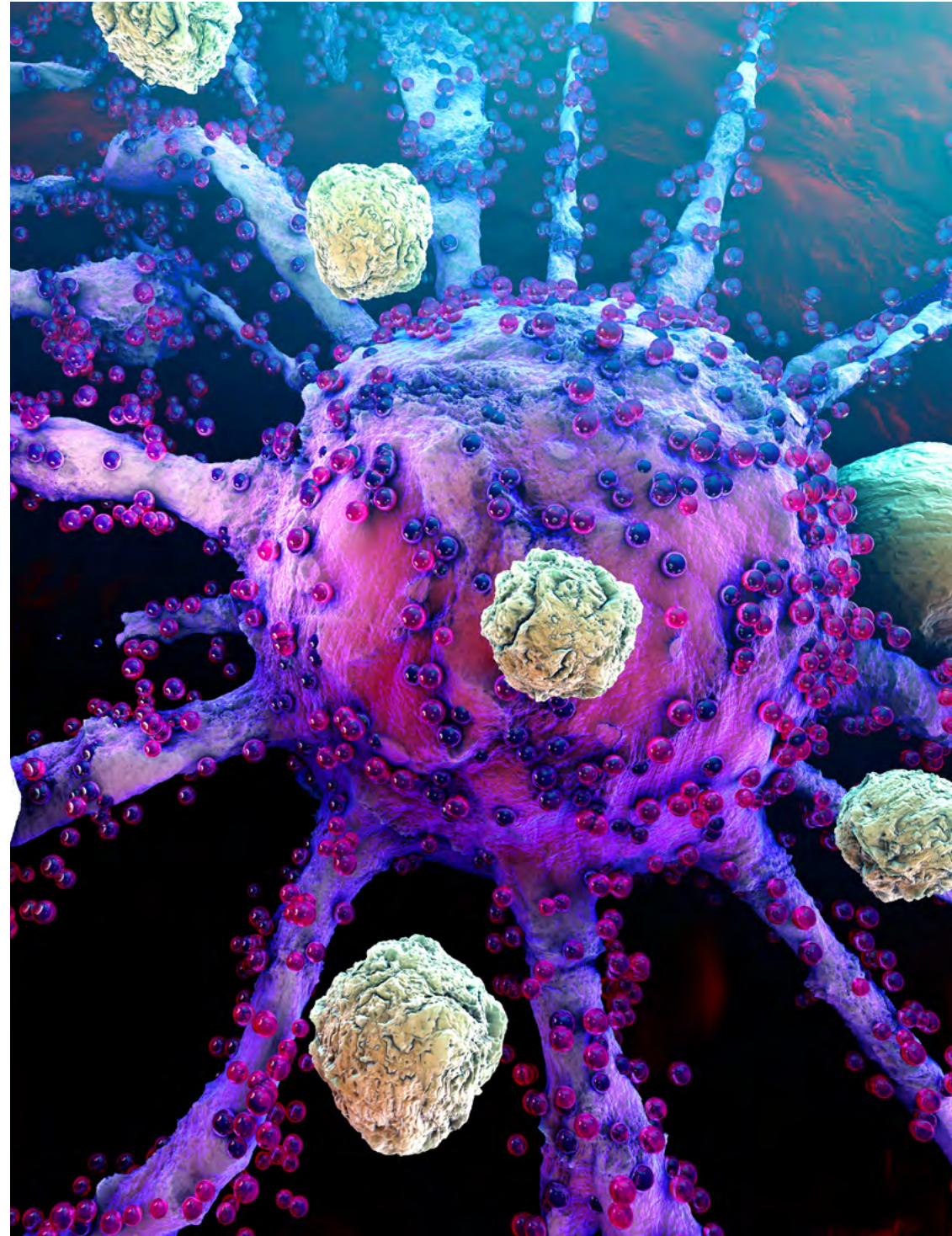
## CONTACT

Scott Cuthill,  
Chief Business Officer

[scott.cuthill@valotx.com](mailto:scott.cuthill@valotx.com)

+44 78 1543 7932

[www.valotx.com](http://www.valotx.com)





# SOLUTIONS FOR LESS-INVASIVE GENETIC ANALYSES

---



## OUR SOLUTION

**BIOPSENSE** offers solutions and services for liquid biopsy monitoring of cancer mutations. Services include blood cell-free DNA extraction, quantitation and genetic analysis – based on the polymerase chain reaction (PCR) technique and mass spectrometry. Both large cancer panels validated by Agena Bioscience and in-house customized panels are available for monitoring. Customized panels enable follow-up of patients with economical pricing.

## BENEFITS AND REFERENCES

Screening for cancer biomarkers with BiopSense is an effective way to optimize cancer treatments. Frequent monitoring of patients helps oncologists optimize the treatment and find drug resistance far before scanning can be performed. As a result, patients receive the correct treatment faster. Oncologists have also used the trend in the cell-free DNA (cfDNA) number as an indicator of cancer progression.

## COMPANY

BiopSense was born out of a university research project in 2018 to offer solutions for oncologists and researchers. The company has a committed core team with extensive expertise in molecular biology, nanoscience and oncology. Besides offering diagnostic services, BiopSense develops novel pre-analytical technologies.

## CONTACT

Veli-Mikko Puupponen, CEO

[info@biopsense.com](mailto:info@biopsense.com)

+358 40 658 7785

[www.biopsense.com](http://www.biopsense.com)





# HIGH-QUALITY GENETIC TESTING

## Blueprint Genetics

### OUR SOLUTION

**BLUEPRINT GENETICS** combines advanced genetic testing with actionable genetic knowledge to provide the most comprehensive diagnostics for all medical specialties, including hereditary cancer. Genetic testing is the most effective way to identify individuals with a genetic predisposition toward developing cancer. Knowing the inherited genetic defect can be useful when planning the treatment or follow-up of both unaffected and affected family members. We offer comprehensive and customizable testing for several disorders associated with hereditary cancer susceptibility.

### BENEFITS AND REFERENCES

We believe in transparent, high-quality genetic diagnostics to drive the promise of precision medicine forward. Anything we can do to improve and speed up diagnosis not only allows us to plan the best and most cost-effective treatments but also plays an important part in patient comfort and long-term prognosis. This is where genetic

testing can truly make a difference. With a customer base spanning over 70 countries, we work with close to 5,000 clinicians all over the world.

### COMPANY

Blueprint Genetics is a leading specialty genetics and bioinformatics company focused on inherited diseases. With a patient-first mindset, we deliver high-quality genetic testing to the global clinical community. By combining a state-of-the-art laboratory process, the latest sequencing technology, AI-empowered data-crunching tools and techniques, world-class professionals and a holistic customer experience approach, we are leading the way in changing the mainstream healthcare of tomorrow.

### CONTACT

Thomas Borge, Sales Director

[tb@blueprintgenetics.com](mailto:tb@blueprintgenetics.com)

+47 92 63 45 02

[www.blueprintgenetics.com](http://www.blueprintgenetics.com)





# MICROFLUIDICS AND MICROTECHNOLOGY SOLUTIONS



finnadvance


## OUR SOLUTION

**FINNADVANCE** In the human body, cells with different mechanical properties form different tissues. These mechanical cues in the local cell environment give rise to the unique biochemical response either via extracellular matrix (ECM) production or by cell signaling. In routine cell biology studies, cells are grown on various surfaces like polypropylene, polystyrene and glass. It has been long known that the cell morphology observed in vivo is not reflected in these culture conditions. We grow physical avatars of human diseases in miniature chips. They are composed of silicon chips where human cells are grown. These disease-on-chips will be used for discovering a cure for rare diseases and lead to better-personalized medicines.

## BENEFITS AND REFERENCES

Finnadvance focuses on in vivo-like biology, with dense cell populations, perfusion and mechanobiology controls. The company's microfluidic approach enables complex co-cultures with precise control of flow velocities and 3D ECM stiffness, without requiring extensive initial biomaterial and replicating precise biomechanical stimuli in vitro. Using our microfluidic culture systems, we aim to close the gap between in vitro studies and in vivo results. Our devices are fully integrated microfluidics solutions compatible with microscope and imaging systems.

We undertake custom chip design and fabrication projects for specific applications. Challenge us!



## COMPANY

Finnadvance is an Oulu-based microtechnology startup leveraging organ-on-chips for faster drug R&D. Among other things, we specialize in tailored hardware solutions and biomaterials for cell culture and microfluidic design and fabrication. We have 7+ years of experience in microtechnology, biomaterial fabrication and testing. Finnadvance has in-house engineering and production facilities.

## CONTACT

Prateek Singh, CEO

[science@finnadvance.com](mailto:science@finnadvance.com)

+358 40 653 7049

[www.finnadvance.com](http://www.finnadvance.com)

# DETECT LYNCH SYNDROME AND PREVENT CANCER

LS CancerDiag



## OUR SOLUTION

**LS CANCERDIAG** Lynch syndrome is the most common inherited cancer predisposition with a prevalence of 1 in 279. LS CancerDiag has developed DiagMMR®, a unique functional test to simply and accurately detect whether a person has an inherited mismatch repair (MMR) deficiency, the hallmark of Lynch syndrome. Finding high-risk individuals and families early improves health outcomes, saves lives and dramatically reduces healthcare costs.

## BENEFITS AND REFERENCES

DiagMMR® finds inherited functional defects before cancer. As a predictive tool, it provides critical insights for adequate clinical decisions. Clinicians only need to take a minute skin biopsy and send it to a DiagMMR® laboratory to test for an easy-to-understand and actionable result. This enables preventive treatment and personalized care. DiagMMR® is an

in vitro diagnostic medical device with the CE mark. The test is commercially available in Finland and is being piloted with laboratories abroad.

## COMPANY

LS CancerDiag is a spin-off from the University of Helsinki. Our team is a winning combination of academic and business leaders who brought DiagMMR® to market readiness and built a broad identified patient (IP) portfolio with patents covering 29 countries across the world, including Europe, the US and China. We are now actively looking for partners to scale our solutions across Europe and the world.

## CONTACT

Philippe Arnez, Chief Business Officer

[philippe.arnez@lscancerdiag.com](mailto:philippe.arnez@lscancerdiag.com)

+358 40 627 8555

[www.lscancerdiag.com](http://www.lscancerdiag.com)





# A DYNAMIC VIEW OF THE HUMAN BRAIN

## MEGIN

### OUR SOLUTION

**MEGIN** Magnetoencephalography (MEG) is a completely non-invasive functional brain mapping technology for diagnostics and guidance of the treatment strategy, including interventions for neurological conditions.

### BENEFITS AND REFERENCES

Combined with magnetic resonance imaging (MRI), MEG can support the neurosurgeon or radiation oncologist in assessing the likely impact of a planned therapy on motor ability, sensory responses and language processing. In brain tumor patients who also have convulsions, MEG provides accurate and precise location information of areas responsible for the seizures. Thorough research and dedicated exploration of the endless possibilities with MEG have allowed specialists around the world to study pathological and eloquent areas of the brain in patients diagnosed with neurological disorders.

### COMPANY

MEGIN Oy is a neuroscience technology company based in Helsinki, Finland. The company is focused on developing innovative solutions for functional brain imaging for the presurgical evaluation of patients with epilepsies, brain tumors or other brain lesions. For over 30 years, MEGIN has been the global leader in magnetoencephalography technology.

The company's latest TRIUX™ neo-MEG system offers a non-invasive, real-time view of patient-specific neural activity with millimeter accuracy and millisecond resolution, providing the most precise information available on the market today.

### CONTACT

Miikka Putaala, Director,  
Business Development

[info@megin.fi](mailto:info@megin.fi)  
+358 9 756 2400  
[www.megin.fi](http://www.megin.fi)



# TRANSFORMING RARE CANCER CARE



## OUR SOLUTION

**MISVIK BIOLOGY** About 22% of newly diagnosed cancers are rare cancers, making them the most common cancer as a group. There are very few approved targeted therapies for any rare cancer, and the low numbers of cases limit clinical development of novel treatments. Alternative approaches are urgently required to allow clinical development of new therapies for rare cancers. Our solution is a unique diagnostic test for rapid assessment of patient and cancer type-specific therapy efficacy to support precision medicine in rare cancer care.

## BENEFITS AND REFERENCES

Our service is a powerful diagnostic tool for the stratification of rare cancer patients beyond genetic biomarkers to targeted therapies. It also supports a systems biology approach to understand and define drug efficacies in different human cancers. It can be used to increase the effective treatments of individual patients, reduce

costs of ineffective cancer therapies, as well as identify exceptional responders and indications for new drugs.


## COMPANY

Built upon two decades of expertise in high-throughput biology, Misvik's TrialTest™ platform integrates state-of-the-art omics technologies for functional drug efficacy testing. To demonstrate successful profiling of the patient, cancer and cell type-specific drug efficacies, Misvik together with Docrates Cancer Hospital, Finnish University hospitals and the pharma industry have tested the method with hundreds of drugs and more than 50 different human cancer types.

## CONTACT

Juha Rantala, CEO,  
Principal Investigator

[rantala@misvik.fi](mailto:rantala@misvik.fi)  
+358 400 151 584  
[www.misvik.com](http://www.misvik.com)





# DELIVERING LIFE BY DELIVERING DATA



## OUR SOLUTION

**MYLAB'S** My+®, My+ care® and My+ hub® application and integration solutions enable clinical laboratories to provide accurate and timely diagnostic data to their customers for better healthcare. Developed jointly with our customers, these solutions are provided as a service to bring people, solutions and data together.

## BENEFITS AND REFERENCES

Spanning all laboratory specialties, including pathology, My+® is the end-to-end solution for clinical laboratories, such as the Helsinki University Hospital (HUS) Diagnostic Center. The digital workflows, reinforced with AI, ensure fast and accurate cancer diagnostics. At HUS, the combined human papillomavirus (HPV) and pap test service allows efficient mass screening of cervical cancer.

In cancer care, the results delivered by our messaging service ensure that chemotherapy can be carried out as planned and support post-treatment prostate-specific antigen (PSA) follow-up for care units and patients.

## COMPANY

Mylab is the leading Finnish supplier of healthcare, clinical laboratory and diagnostics information systems in Finland. We place a high value on human life. By implementing better and more reliable technological solutions for healthcare use, we support long, healthier lives of better quality.



## CONTACT

Taru Honkonen,  
Marketing Manager

[taru.honkonen@mylab.fi](mailto:taru.honkonen@mylab.fi)  
+358 10 678 6021  
[www.mylab.fi](http://www.mylab.fi)

# CANCER DIAGNOSTICS OF THE FUTURE

---



## OUR SOLUTION

**OLFACTOMICS** develops gas sensor-based solutions for medical and life science applications. IonVision™ is a research device used to study compounds that are responsible for odors related to a disease. Resect™ is a medical device under development that assists surgeons with more accurate cancer surgery.

## BENEFITS AND REFERENCES

The ability of dogs to detect various diseases from cancers to COVID-19 has been well documented. Still, bringing dogs to a clinical practice remains a challenge. IonVision™ is a user-friendly alternative, providing the same diagnostics capabilities achieved by dogs. By leveraging proven differential mobility spectrometry technology with the latest data analytics, Olfactomics IonVision™ provides a cost-effective and user-friendly method to analyze gas mixtures and odors. It is currently being adopted by several universities in Europe, and interest is growing worldwide.

## COMPANY

Olfactomics was founded by a team of engineers and clinicians from Tampere University in 2015. A scientific approach remains a core value of the company. The company has an ISO 13485-certified quality management system and is headquartered in Tampere.

## CONTACT

Antti Roine, CEO

[info@olfactomics.fi](mailto:info@olfactomics.fi)

+358 40 841 0698

[www.olfactomics.fi](http://www.olfactomics.fi)





# INNOVATIVE SCREENING SOLUTIONS



## OUR SOLUTION

**OPTOMED** is a leading provider of process management software for cancer screening in Northern Europe. We offer our customers efficient tools to optimize breast, cervical and bowel cancer screenings. The screening software is modular, so it can be modified to fit the needs of different healthcare units. The solutions have helped screening operations become available both in nationwide operations as well as in small standalone clinics.

## BENEFITS AND REFERENCES

Our solutions improve patient care by increasing the quality of operation and accessibility of screening services. The software saves time and costs for healthcare units. It also standardizes reporting and statistics according to international screening guidelines. When Finland's national breast cancer screening operations moved from film to imaging 15 years ago, our solutions helped digitalize

and centralize operations, improving operational quality and saving personnel costs. Today, our solutions help several competing laboratories in Finland run their cervical cancer screening operations efficiently.

## COMPANY

Founded in Oulu, Finland, in 2004, Optomed is an experienced high-security information system provider. Our screening software is designed with a focus on data protection and other healthcare sector privacy and regulatory requirements.

## CONTACT

Markku Myllylä, Vice President,  
Software Solutions

[markku.myllyla@optomed.com](mailto:markku.myllyla@optomed.com)

+358 400 459 778

[www.optomed.com](http://www.optomed.com)



# ZERO SURGICAL FAILURES



## OUR SOLUTION

**ADESANTE'S** SurgeryVision is a planning tool for cancer surgery that allows the surgeon to examine a patient's magnetic resonance imaging (MRI) / computed tomography (CT) images in virtual reality (VR) and plan the surgical procedure directly into a 3D stereoscopic model.

## BENEFITS AND REFERENCES

SurgeryVision shows image data in 3D stereoscopic format to help surgeons better understand it. The surgery plan can be shown in the operating theater during the procedure, helping surgeons stay on track throughout the operation. This helps reduce near-miss events, surgical failures and even the need for repeat operations.

## COMPANY

ADESANTE is a Finnish healthcare IT company established in 2017. The company operates through its distributor network in Europe, the Middle East and Asia.

## CONTACT

Petteri Joenpolvi, CEO

[info@adesante.com](mailto:info@adesante.com)

+358 400 012 392

[www.surgeryvision.com](http://www.surgeryvision.com)





# AI-POWERED ANALYSIS IN PATHOLOGY



## OUR SOLUTION


**AIFORIA** provides a first-in-class, versatile, cloud-based platform and services for medical researchers, clinicians and pharmaceutical R&D scientists working across different areas of oncology. We help automate image analysis tasks involved in studying and evaluating samples from a variety of cancers using artificial intelligence. This increases the speed, accuracy and consistency of analyzing large and complex medical images in oncology.

## BENEFITS AND REFERENCES

With the prevalence of cancer increasing, many countries have a shortage of pathologists. This results in delays in analyzing samples and postpones access to treatment. Also visual methods for evaluating these diseases and their accompanying samples are subjective, and the interpretations of samples can vary.

Using our AI improves efficiency. AI models built by or with Aiforia can automate time-consuming image analysis tasks when studying different types of cancers. Tasks can include automating the quantification of certain biomarkers like PD-L1 or tumor grading in lung cancer biopsies.

As an example, an MIT lab studying lung cancer in mice was manually interpreting its samples, counting cells and measuring tumors by eye. This was not only prone to bias but also incredibly laborious. By using artificial intelligence, the researchers were able to automate and standardize the evaluation, giving them not only more accurate results but more time to focus on other important cancer research tasks. Accuracy and consistency are increased with our AI software. Our AI models analyze samples and images consistently, removing the bias often experienced by pathologists and organizations studying different oncology samples.



## COMPANY

We are a comprehensive mix of experienced life-science entrepreneurs and research pioneers in the field of cloud-based microscopy and pathology. Founded in 2013, Aiforia Technologies is a spin-off company from the Finnish Institute for Molecular Medicine (FIMM) at the University of Helsinki.

## CONTACT

Emma Vehviläinen,  
Head of Marketing

[emma.vehvilainen@aiforia.com](mailto:emma.vehvilainen@aiforia.com)  
+358 40 667 5204  
[www.aiforia.com](http://www.aiforia.com)

# PLATFORM FOR PERSONALIZED MEDICINE



## OUR SOLUTION

**BC PLATFORMS** is a global leader in providing a powerful data and technology platform for personalized medicine, accelerating the translation of insights into clinical practice. Our technology drives the infinite loop between personalized care and research discoveries, leveraging the latest science, deep technical expertise, strategic partnerships and harmonized, diverse data collections.

## BENEFITS AND REFERENCES

Our high-performing configurable data discovery and research platform enables flexible data integration, secure analysis and interpretation of harmonized genomic and clinical information. The platform offers enhanced interoperability with a suite of seamlessly integrable modules for a tailored deployment. This end-to-end technology accelerates the translation of research insights into clinical practice, enabling personalized medicine.

To learn more, click here: [info.bcplatforms.com/white-paper-advancepersonalizedmedicine](https://info.bcplatforms.com/white-paper-advancepersonalizedmedicine)

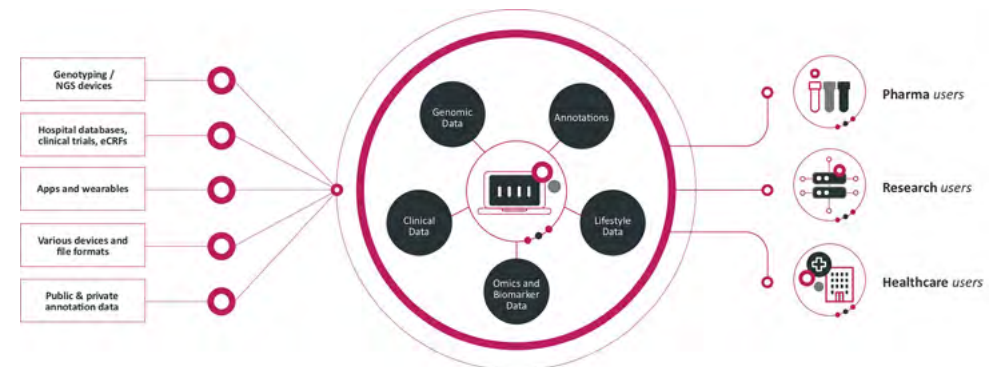
## COMPANY

BC Platforms has a strong scientific heritage underpinned by over 20 years of working in close collaboration with a network of leading researchers, clinicians, developers, manufacturers and vendors. The company focuses on addressing some of the biggest healthcare challenges today by leveraging the convergence of genomics and healthcare information technologies.

## CONTACT

Anna Wozniak, EVP,  
Strategy and Development

[anna.wozniak@bcplatforms.com](mailto:anna.wozniak@bcplatforms.com)  
+41 44 562 03 87  
[www.bcplatforms.com](http://www.bcplatforms.com)





# AUTOMATING SURGICAL CARE PATHWAYS



## OUR SOLUTION

**BUDDY HEALTHCARE** produces intelligent and automated surgical care pathways that can be used, for example, to manage and monitor patient activities related to oncological surgeries. A patient-facing mobile app allows healthcare professionals to guide, manage and inform their patients with the right information at the right time.

With the BuddyCare remote monitoring platform, care personnel have real-time, at-a-glance visibility of their patients' activities and an overview of the process. The platform collects patient data, such as pre-assessment forms or submitted patient-reported outcome measures and experience measures (PROMs and PREMs). The platform generates reports for hospital management.

## BENEFITS AND REFERENCES

With the platform, clinics can automate care coordination and patient communication processes. Care personnel has a real-time, at-a-glance overview of patient processes, enabling them to intervene sooner at early

signs of declining engagement, potential no-shows, cancellations or other challenges. Hospitals that have implemented the platform have seen a 98% reduction in pre-op phone calls to patients, over an hour less in pre-op time spent per patient, 19% fewer post-op visits and even a 50% reduction in surgery patient no-shows or cancellations.

## COMPANY

A European-based digital health company, Buddy Healthcare automates the care coordination and patient communication processes of hospitals. The company was founded in 2016, and its platform was co-created in collaboration with university hospitals. The company currently operates in Finland, Germany, the UK and the US and can offer the patient management platform to other countries. The BuddyCare platform has the CE mark and is GDPR and HIPAA compliant.



## CONTACT

Pipsa Otra-Aho,  
Marketing Manager

[pipsa@buddyhealthcare.com](mailto:pipsa@buddyhealthcare.com)  
+358 40 216 4930  
[www.buddyhealthcare.com](http://www.buddyhealthcare.com)

# THE WORLD'S MOST PRACTICAL MICROSCOPE SCANNER

## GRUNDIUM

### OUR SOLUTION

**GRUNDIUM** removes the entry barrier to digital pathology with the world's most practical microscope scanners. With its sharp scanning, small footprint, ease of use, affordable cost and overall sensibility, an Ocus® in your lab helps you make the best professional diagnosis available for all life.

### BENEFITS AND REFERENCES

The patented, innovative Grundium Ocus imaging system takes the sharpest images in digital pathology. It is very easy to use – a new user can be trained in only 15 minutes. A Grundium Ocus system costs only a fraction of a multislide scanner, making it remarkably affordable.

Designed and built for telepathology, Grundium Ocus makes remote work simple and easy. It fits any workflow by supporting most file formats and the Grundium API ensures seamless integration with any system.

### COMPANY

Grundium is a global leader in advanced imaging technology. Established in 2015 by ex-Nokia engineers, the Tampere-based company is democratizing digital pathology with the Ocus microscope scanners. The cutting-edge imaging solutions are based on over 20 years of experience in optics, sensors and processing. Grundium serves various industries and businesses by enhancing quality and processes, protecting human life and safeguarding a clean environment.

### CONTACT

Mika Kuisma, CEO

[mika.kuisma@grundium.com](mailto:mika.kuisma@grundium.com)

+358 50 354 6952

[www.grundium.com](http://www.grundium.com)





# BREAST CANCER SCREENING GOES DIGITAL



## OUR SOLUTION

**INNOMENTARIUM** has developed the FeniX solution to update analog mammography devices for the digital age. Based on decades of experience, the FeniX solution extends the lifecycle of machines for years to come, reliably and without compromising quality.

## BENEFITS AND REFERENCES

FeniX is the result of a substantial development project in which the existing mammography machine receives a new heart in the form of direct digital technology. Thanks to usability studies conducted during the development project, the digitally updated Performa imaging system is easy to use, safe and effective – for both radiographers and patients. The full integration of an existing mammography device with the FeniX solution has been verified, and the image quality has been clinically tested. The new solution meets all the necessary standards and requirements. The cost effectiveness and ecology of the design highlight our responsibility.

## COMPANY

Innomentarium is a privately owned Finnish health-tech company established in 2010 with business activities beginning in 2014. Even though we are a young company, our team has decades of experience in the health-tech business and medical imaging. We have harnessed our know-how to research and develop new ways of imaging, creating qualified and affordable solutions for medical imaging professionals. The company is based on the Oulu University Hospital campus in Finland and has a branch office in Helsinki.

## CONTACT

Jouni Ihme, Founder & CEO

[jouni.ihme@innomentarium.fi](mailto:jouni.ihme@innomentarium.fi)  
+358 400 689 824  
[www.innomentarium.fi](http://www.innomentarium.fi)



# DIGITAL HEALTH INTERVENTIONS FOR CANCER PATIENTS



## OUR SOLUTION

**KAIKU HEALTH** is a digital health intervention platform for cancer clinics. It provides patient-reported outcome monitoring and intelligent symptom tracking. With the use of the Kaiku Health platform, cancer clinics can provide optimized care through timely symptom management and improved workflow.

## BENEFITS AND REFERENCES

Kaiku's unique algorithms screen symptoms, alert care teams and provide support for cancer patients. Along with the capture and analysis of real-world data, this paves the way for more personalized and value-based healthcare. Kaiku Health is used to capture and process data for all common cancer types.

## COMPANY

Kaiku Health is a digital health company aiming to improve cancer patients' quality of life through health data science. Our digital health intervention platform has modules for over 25 cancer types across different cancer care pathways. It is currently in use in over 40 European cancer clinics and hospitals. Kaiku Health is a part of Elekta.


## CONTACT

Ellen Nurmi,  
Marketing & Communications Manager

[ellen.nurmi@kaikuhealth.com](mailto:ellen.nurmi@kaikuhealth.com)

+358 44 551 2744

[www.kaikuhealth.com](http://www.kaikuhealth.com)





# MULTI-OMICS DATA SOLUTION FOR ONCOLOGY RESEARCH



## OUR SOLUTION

**MEDISAPIENS** Genomics Suite provides pharmaceutical and healthcare organizations with a scalable solution for exploring and performing analytics work on clinical, genomic and other omics data from multiple sources in real time.

## BENEFITS AND REFERENCES

The MediSapiens Genomics Suite is in use with Bayer AG to support oncology and other drug development. It provides multi-omics data exploration, cohort building and analytics using graphical user interfaces (GUIs) and application program interfaces (APIs) to find new insights in a time- and cost-effective manner. It is optimized to manage large cohorts of data. The largest Nordic private healthcare provider Terveystalo in Finland uses the Genomics Suite to integrate genomics as part of its daily operations, including cancer prevention.

## COMPANY

MediSapiens has over a decade of experience providing international clients with innovative biomedical IT solutions. With a mix of bioinformaticians, geneticists and IT professionals, your needs and requirements are fully understood from the beginning.

## CONTACT

Hans Garritzen,  
Sales Director

[hans.garritzen@medisapiens.com](mailto:hans.garritzen@medisapiens.com)

+358 50 386 7238

[www.medisapiens.com](http://www.medisapiens.com)



# STATE-OF-THE-ART BREAST CANCER DETECTION

---

## Planmed

### OUR SOLUTION

**PLANMED** is proud to be one of the world's leading companies fighting breast cancer through sophisticated technology, offering a comprehensive product portfolio in the field of mammography. Our product line consists of solutions suitable for anything from digital and analog breast cancer screening to diagnostic examinations, such as breast tomosynthesis and stereotactic biopsies.

### BENEFITS AND REFERENCES

Planmed products are well known for their user-friendliness and ergonomics. Outstanding image quality and high performance make the Planmed Clarity™ product family one of the most advanced mammography systems in the market. Today, Planmed Oy's medical imaging solutions can be found in more than 80 countries worldwide. We are continuously expanding and providing our latest technology to clinics and hospitals around the world.

### COMPANY

Part of the Finnish Planmeca Group, Planmed Oy was established in 1987 in Helsinki, Finland. We develop, manufacture and offer advanced medical imaging solutions for mammography, orthopedic and maxillofacial imaging. With in-house researchers and designers dedicated to emerging technologies, we are always one step ahead. We are also an industry-leading fore-runner in 3D orthopedic and maxillofacial imaging. In our CBCT line, we have been able to develop the advanced and unique 3D imaging of extremities, head and neck.

### CONTACT

Jan Moed,  
Managing Director

[jan.moed@planmed.com](mailto:jan.moed@planmed.com)  
+358 40 766 0196  
[www.planmed.com](http://www.planmed.com)





# FOR A WORLD WITHOUT FEAR OF CANCER

# varian

## OUR SOLUTION

**VARIAN** envisions a world without fear of cancer. In the field of radiation therapy, our products include linear accelerators, brachytherapy afterloaders and accessories, as well as software for planning, verifying and delivering advanced radiation, radio-surgery and brachytherapy treatments. We also develop and manufacture proton therapy equipment for advanced, highly conformal radiation therapy. Varian software connects treatment providers, patients and data into one ecosystem that keeps all stakeholders informed and confident.

## BENEFITS AND REFERENCES

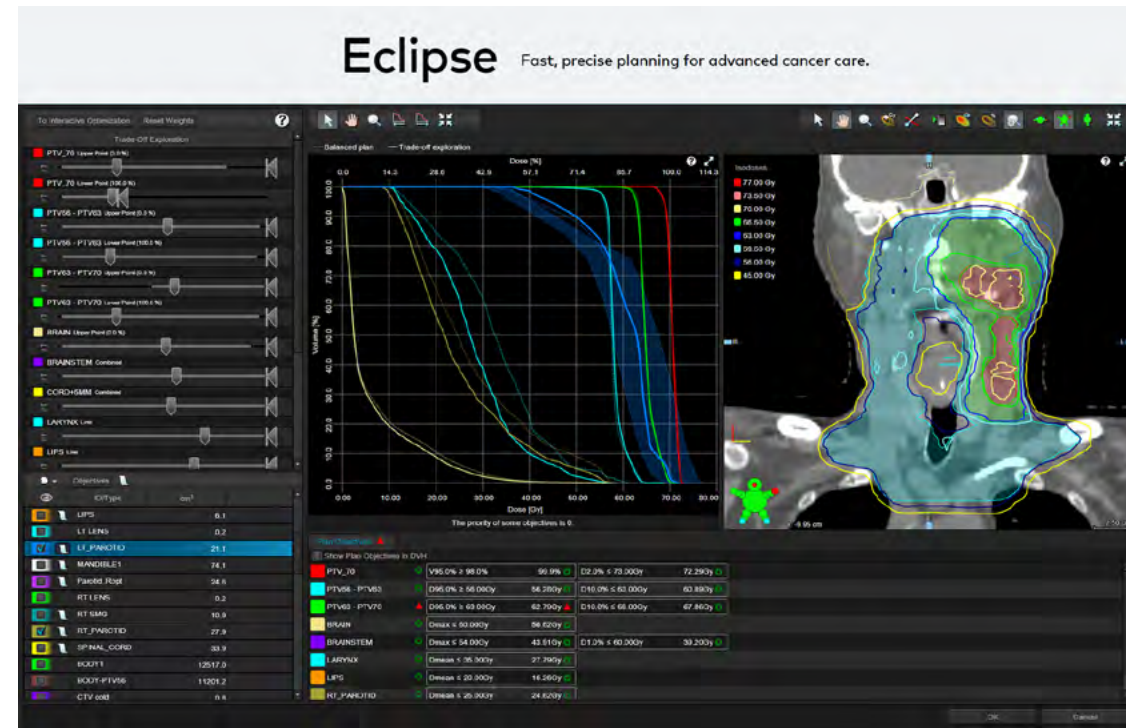
For more than 70 years, we have developed, built and delivered innovative cancer care technologies and solutions for our clinical partners, helping them treat millions of patients each year. With an Intelligent Cancer Care approach, we harness advanced technologies like artificial intelligence, machine learning and data analytics to enhance cancer treatments and expand access to care.

Products developed in Finland:

- Eclipse™ Treatment Planning Solution – fast, precise planning for advanced cancer care
- Ethos™ Therapy – an Adaptive Intelligence™ solution
- Noona® – connects cancer clinics with patients online to improve survival and save clinical resources

## COMPANY

Varian Finland develops the world's leading radiotherapy treatment planning systems and cancer treatment solutions with a cloud-based mobile application. Most employees are specialists who use their extensive skills in software development, applied mathematics and physics to develop Varian's radiotherapy software, cancer treatment solutions and cloud-based solutions to capture patient-reported outcomes. Varian Finland currently employs approximately 300 people from more than 20 nationalities.



## CONTACT

Kari Toimela,  
Managing Director

[kari.toimela@varian.com](mailto:kari.toimela@varian.com)  
+358 50 310 0241  
[www.varian.com/finland](http://www.varian.com/finland)

# BRINGING DATA TO LIFE



## OUR SOLUTION

**BCB MEDICAL**, a digital software and medical data company, gathers real-world data on both medical effectiveness and treatment quality through an integrated proprietary platform. Our mission is to combine, analyze and present clinical data gathered from various sources in an understandable format so that current and future generations can live healthier lives. We provide healthcare professionals with a disease-specific platform to record over 100 types of diseases and related treatment. These include online tools for patient communication, feedback and engagement. Today, our product portfolio covers nearly 20 different cancer diseases.

## BENEFITS AND REFERENCES

Automatically gathered data from various sources, such as electronic health record systems, healthcare professionals and patients, enables its utilization in different ways. The data is used as standard reports for clinics, a personalized analytics dashboard for healthcare professionals

(HCPs), national benchmarking, research projects regarding hospital management, life science and more. We have a nationwide solution covering a population of 5.6 million and agreements with all hospital districts in Finland to gather patient-related, real-world health data.

## COMPANY

BCB Medical was established in 2003. We offer world-class solutions for the monitoring and analysis of around 100 different disease groups. Our unique service offering encompasses disease-specific quality registries for healthcare professionals, an intelligent integration platform and MyHealth service, which engages patients in their clinical care.

## CONTACT

Lisse-Lotte Hermansson,  
Chief Scientific Officer

[lisse-lotte.hermansson@bcbmedical.com](mailto:lisse-lotte.hermansson@bcbmedical.com)  
+358 20 729 9112  
[www.bcbmedical.com](http://www.bcbmedical.com)





# BREAST CANCER CARE AND RECONSTRUCTION



## OUR SOLUTION

**CLINIC HELENA** specializes in breast cancer care and reconstructions. “Sensing breast” by Helena Puonti is a unique, microvascular technique, which restores sensitivity as the newly reconstructed breast heals. With Clinic Helena’s innovative methods in breast cancer surgery, exact diagnostics and reliable oncologist care, we can save the patient’s breast.

## BENEFITS AND REFERENCES

Accurate early-stage diagnostics, excellent tailor-made surgery, advanced oncologist care, pioneering rehabilitation and the latest technology and vast experience – all this helps cure patients and help them return to a good quality of life. In 75% of cases, we use breast-conserving surgery to avoid mastectomy. Whenever mastectomy is needed, we reconstruct a “sensing breast” by the aid of microsurgical nerve and blood vessel connection. This technique is unique to Clinic Helena’s oncoplastic microsurgeon Helena Puonti and her team.

## COMPANY

Clinic Helena was founded in 1999. We have successfully treated international patients since 2011 and have gained notoriety especially among Russian patients. The percentage of international patients is steadily growing. While our staff speaks seven languages, we are prepared to serve the patients in their own language. Since 2015, we have cooperated with other medical specialists in Finland through Helena Medical Group, offering first-class Finnish healthcare services to foreign patients.

## CONTACT

Jenni Eronen, Project Manager

[jenni.eronen@clinichelena.com](mailto:jenni.eronen@clinichelena.com)  
+358 44 237 8021  
[www.clinichelena.com](http://www.clinichelena.com)



# ADVANCED CANCER CARE



## OUR SOLUTION

**DOCRATES** Cancer Center provides services for cancer patients throughout the treatment chain, from diagnosis to treatment and post-treatment follow-up. After diagnosis and imaging, treatment can be planned and initiated without delay.

## BENEFITS AND REFERENCES

We offer state-of-the-art modern technology, including 3T MRI and positron emission tomography-computed tomography (PET-CT) equipment, robot-aided MRI biopsies and advanced radiotherapy units. Our offering also covers the latest available medical therapies, including the latest nuclear medicines for prostate cancer. As a private European cancer center, we utilize all the latest FDA- and EMA-approved medicines.

## COMPANY

Docrates Cancer Center is a Finnish-owned, international hospital in Helsinki specializing in cancer treatment. Our unique concept attracts patients from all over the world. So far, we have treated patients from over 60 countries and provided treatment for nearly 30 different types of cancer. Together with our network of leading clinical experts, we provide state-of-the-art cancer therapies in line with our philosophy of individual and patient-centered care.

## CONTACT

Veronika Kuvshinova,  
International Account Manager

[veronika.kuvshinova@docrates.com](mailto:veronika.kuvshinova@docrates.com)

+358 50 500 1839

[www.docrates.com](http://www.docrates.com)





# SAFER LUMBAR PUNCTURES

## INJEQ

Precision. Care. Confidence.

### OUR SOLUTION

**INJEQ** IQ-Tip® spinal needle is the smartest needle around based on the company's pioneering tissue identification technology. Acute lymphoblastic leukemia (ALL) is the most common cancer type diagnosed in children. Lumbar punctures for sampling cerebrospinal fluid (CSF) and administering cancer medication are critical in treating childhood leukemia. During the treatment, approximately 20 challenging lumbar punctures are performed on the patient. The smart digital technology in the Injeq IQ-Tip® needle system assists the physician in optimal performance of punctures with confidence by alerting the physician immediately with an audio and visual alarm when the needle tip reaches CSF.

### BENEFITS AND REFERENCES

The Injeq IQ-Tip® needle minimizes treatment delays and additional costs by enabling high first puncture success rate,

less traumatic punctures and improved CSF sample quality. When you know where the tip of the needle is, you are able to avoid unnecessary needle movements near the spinal nerves, improving patient safety by reducing the risk of bleeding into the spinal canal. Obtaining a clear CSF sample improves diagnostics and lowers the probability of cancer cells entering the central nervous system and influencing disease prognosis. Pivotal clinical investigation in three Finnish university hospitals (Helsinki, Tampere and Turku) was completed in autumn 2020.

### COMPANY

Injeq was founded by a group of clinical and technology experts who identified a solution for a well-known medical need – to make blind spinal tap punctures safer and more precise. Injeq is now proceeding with CE certification and registration through German Notified Body TÜV SÜD, aiming for European market entry thereafter.



### CONTACT

Maarit Forstén,  
Clinical Application Specialist

[maarit.forsten@injeq.com](mailto:maarit.forsten@injeq.com)  
+358 50 543 2912  
[www.injeq.com](http://www.injeq.com)

# LASERS FOR MEDICAL APPLICATIONS

## modulight

### OUR SOLUTION

**MODULIGHT** designs and manufactures lasers for various applications in the field of oncology. We make lasers for therapeutic clinical use as well as for in vivo and in vitro research. We provide lasers for leading cancer centers and pharmaceutical companies globally. The therapeutic applications include uveal melanoma, head and neck cancers, glioblastoma and many others.

### BENEFITS AND REFERENCES

Photodynamic therapy (PDT) is a treatment that combines a photoactivated drug (photosensitizer) and laser light. Modulight offers lasers that match all photosensitizers commonly used. Even those tumors in hard-to-reach places or difficult to treat with other methods, such as those in the brain, lungs, head and neck, and eyes, can be treated by PDT and lasers.

### COMPANY

Modulight, Inc. is an ISO 9001:2015, ISO 14001:2015 and ISO 13485:2016 certified semiconductor laser manufacturer, providing value-added solutions to optical applications for medical, industrial, space and defense & security industries. Our products include various types of lasers from visible to infrared (400–2,000 nm) with output power levels from milliwatts to hundreds of watts.

### CONTACT

Seppo Orsila,  
Chairman & CEO

[seppo.orsila@modulight.com](mailto:seppo.orsila@modulight.com)

+358 20 743 9000

[www.modulight.com](http://www.modulight.com)





# AI-POWERED SOLUTIONS FOR RADIOTHERAPY

## MVISION

### OUR SOLUTION

**MVISION AI** brings AI to medical imaging by helping clinicians automate manual tasks and save time while improving treatment quality. Our first solution is an AI-based SaaS solution that uses artificial intelligence and machine learning to improve the treatment of various types of cancer. This solution automates the target, organ-at-risk segmentation, dose planning and outcome prediction for radiotherapy. Our deep learning-based segmentation tool labels organs in computed tomography (CT) and magnetic resonance imaging (MRI) scans in seconds instead of the hours required for manual drawing. It reduces treatment planning time by up to 40%. Artificial intelligence helps create consistent contours with less variation, providing a reliable starting point for clinicians.

### BENEFITS AND REFERENCES

MVision helps hospitals streamline radiotherapy treatment planning with cloud-based software for automatic organs-

at-risk (OAR) segmentation. Using deep learning, the software has been developed according to global consensus guidelines, such as ESTRO ACROP 2018, to produce the highest-quality standardized contours every time. Mvision is also developing AI-based algorithms for dose and outcome predictions to reduce radiation to healthy tissues and improve patient outcomes.

Since 2018, Mvision has been installed in multiple hospitals in Europe, including Docrates Cancer Center and Turku University Hospital in Finland and Strahlentherapie Singen in Germany.

### COMPANY

Founded in 2017, Mvision AI is based in Helsinki. The company develops advanced automatic segmentation, registration, resampling, CT synthesis, reconstruction and treatment planning artificial intelligence as the future of radiotherapy. We believe the development of medical software can be fast paced without compromising quality and safety.



### CONTACT

Mahmudul Hasan,  
CEO & Founder

[mhasan@mvision.ai](mailto:mhasan@mvision.ai)  
+358 40 548 9229  
[www.mvision.ai](http://www.mvision.ai)

# UNIVERSITY HOSPITAL COMPREHENSIVE CANCER CARE



## OUR SOLUTION

**ORTON** provides cutting-edge cancer care at Finland's biggest cancer center – HUS Helsinki University Hospital Comprehensive Cancer Center.

## BENEFITS AND REFERENCES

Orton provides Helsinki University Hospital's (HUS) healthcare services for private international patients. Orton's patients benefit from the university hospital's oncology expertise, latest surgical practices and treatments and modern facilities while receiving personalized customer service. Focusing on demanding and specialized healthcare services, Orton's services include oncology and surgery for different types of cancer.

HUS Cancer Center is Finland's largest and most comprehensive center, which has

received the highest possible CCC accreditation from the Organization of European Cancer Institutes (OECI). The center has a high level of specialist expertise with specific tumor teams, modern equipment and methods. The latest evidence-based cancer treatments are available thanks to active medical research.

## COMPANY

Orton is a private hospital owned by Helsinki University Hospital (HUS). Situated in Helsinki, the hospital is known for its high-quality orthopedics, especially arthroplasty and back surgery. A merger with HUS in 2020 has broadened Orton's service portfolio to oncology and cancer surgery along with many other specialties that require demanding medical care. HUS experts offer all services within the facilities of the university hospital.



## CONTACT

Orton  
Cancer treatment inquiries

[operation@orton.fi](mailto:operation@orton.fi)  
+358 4748 2704  
[www.orton.fi](http://www.orton.fi)



# EASY ACCESS TO MENTAL WELL-BEING SERVICES

## AUNTIE

### OUR SOLUTION

**AUNTIE** supports people in different stages of life – whether it is divorce, stress, lost motivation, overachieving or chronic pain you are struggling with, Auntie’s concept can support you. Also, if you receive a severe diagnosis, you may want to talk to someone – after all, life is turning upside down at that point. Auntie’s service includes five video sessions with an Auntie professional psychologist or other health specialist with tests, assignments and tasks between the sessions. Our unique concept will make you feel better.

### BENEFITS AND REFERENCES

On average, stress levels go down more than 25% and happiness increases just about as much. You cannot get medicine or sick leave days from Auntie, but you can feel better after talking to someone and maybe getting a fresh view of your situation. Examples of reference cases include, among others, the City of Helsinki, the City of Turku and larger organizations.

### COMPANY

Auntie was founded in 2015 to remove the stigma from mental health issues and to give preventive and early-stage support for people needing it – and we all need it at some point in our lives. Currently, we operate globally and serve our customers in 12 different languages. We have more than 60 professionals ready to help with Auntie’s concept.

### CONTACT

Mervi Lamminen, CEO

[mervi.lamminen@auntie.fi](mailto:mervi.lamminen@auntie.fi)

+358 50 380 5602

[www.auntiesolutions.com](http://www.auntiesolutions.com)



# HARNESSING THE POWER OF COMMUNITIES

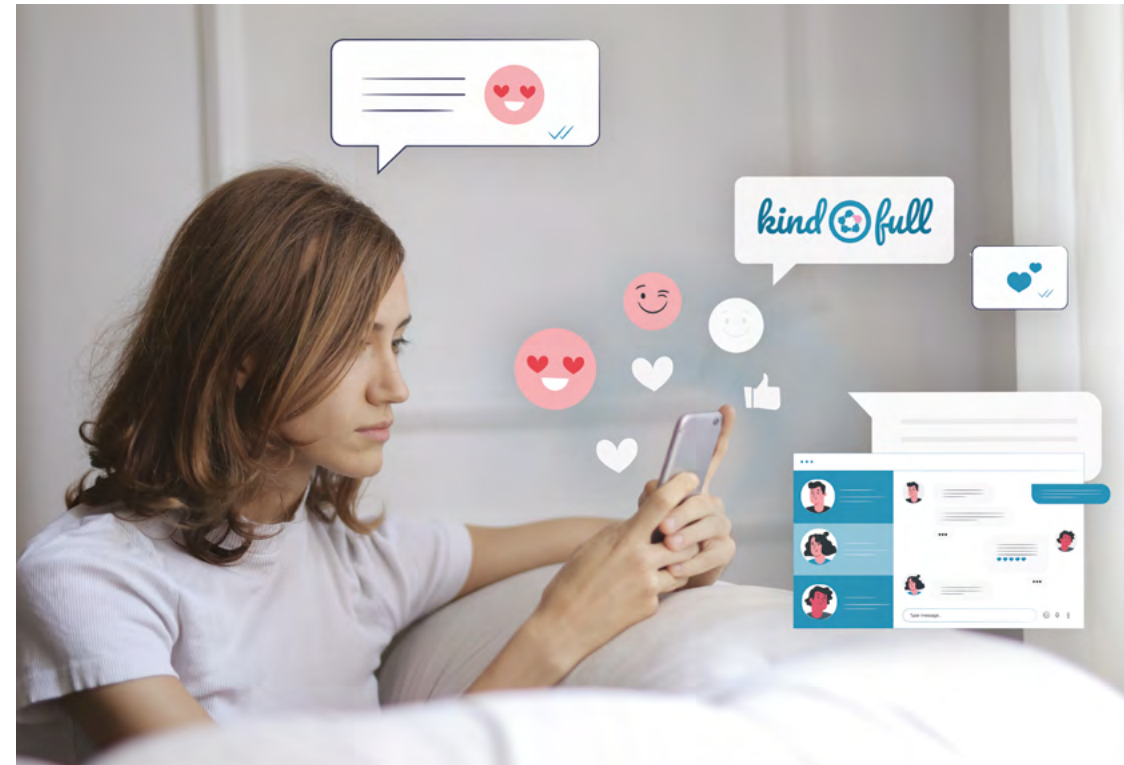


## OUR SOLUTION

**KINDFULL** is a patient support solution for home and healthcare providers and pharmaceuticals. The app allows recently discharged in-home patients to receive community support, transforming their in-home experience. This app provides emotional support, trusted information and community for cancer patients and their friends and family. Support for friends and family takes the stigma of sickness away and helps them to stay connected with the patient. Shared and trusted information reduces unnecessary fears and strengthens treatment adherence and outcomes. It activates the therapeutic benefits of community support and thus drives improved health outcomes.

## BENEFITS AND REFERENCES

Kindfull provides an app-based patient support network that opens pathways to community connections and the therapeutic benefits of community support – including family, friends, non-profits and for-hire resources. Benefits of this support include companionship, guidance, assistance and community. Over time, it activates the therapeutic benefits of community support and yield. This includes improved patient support at home. In the long run, the app will increase patient satisfaction, enable better patient outcomes and enhance provider reputation and key performance indicators.



## COMPANY

The Kindfull startup was established in 2017. It was formerly known as “Huoleti,” which means “worry-free” in Finnish. Our headquarters are located in the beautiful city of Tampere, Finland. The concept is the result of an innovation competition organized by Helsinki University Hospital to support cancer patients during their treatments. The solution has been further developed with patients and patient advocacy groups in dozens of projects to provide support in various life-changing situations. Specialists in IT security, healthcare, business development and technology are continuously involved in the work.

## CONTACT

Carita Savin, Co-founder & CEO

[carita.savin@kindfull.io](mailto:carita.savin@kindfull.io)

+358 40 562 1700

[www.kindfull.io](http://www.kindfull.io)



# THERAPEUTIC EXCELLENCE FOR FASTER RECOVERY



## OUR SOLUTION

**LYMPHATOUCH®** is a unique and easy-to-use medical device for healthcare professionals, designed to relieve swelling and pain in primary and secondary lymphedema, after traumas and injuries, as well as pre- and postoperatively. It combines negative pressure and mechanical vibration to ensure the best therapy outcome.

## BENEFITS AND REFERENCES

Lymphatouch® treatment activates efficiently the lymphatic flow and the transportation of fluids in the subcutaneous tissue to increase oxygen and nutrient flow around the treated area. This improves fluid reduction and relieves both swelling and discomfort. Our technology is presented globally in large institutions such as Vanderbilt University Medical Center and Johns Hopkins Hospital. Lymphatouch® is also widely used by healthcare professionals in private clinics.

## COMPANY

Founded in 2005, Lymphatouch Inc. has been offering negative pressure solutions since 2009. We are a fast-growing, ISO 13485:2016 -certified medical device company. Our headquarters are in Helsinki, Finland, from where provide a solid solution.

## CONTACT

Tiina Smeds,  
Sales & Marketing Manager

[tiina.smeds@lymphatouch.com](mailto:tiina.smeds@lymphatouch.com)

+358 40 564 0824

[www.lymphatouch.com](http://www.lymphatouch.com)



# DIGITIZING MEDICATION



## OUR SOLUTION

**POPIT** takes medication adherence to a new level with a unique digital solution that automatically tracks how patients take medication. Popit's solution consists of a unique device, an app and cloud-based assistance. The patented device tracks medication consumption automatically without requiring changes to medication packaging, while the cloud platform sends customized engagement messages to support the patient's treatment journey.

For oncology patients, Popit not only provides adherence support but also an easy way to stay in touch with healthcare professionals and the patient support program. Based on adherence, patients can be proactively contacted by healthcare professionals. These features improve treatment outcomes, patient support and quality of life. Additionally, Popit's solution gathers real-time data on how medications are taken. This data can be used for further research on understanding different

patient segments. Popit's adherence and engagement platform can easily be upgraded into a full patient support program (PSP), providing the patient with treatment reference materials and contacts through the app.

## BENEFITS AND REFERENCES

Together with leading pharmaceutical companies, Popit improves medication adherence by over 25% and produces real-world data. References already include Pfizer (rheumatoid arthritis, ulcerative colitis), Novartis (neurology), Almirall (psoriasis) and Servier (cardiology, type 2 diabetes).

Popit's experience in various therapeutic areas is invaluable in tackling even more difficult indications. We provide the tools to improve adherence and engagement, as well as the means to communicate directly with the patient. The solution is clinically validated to reduce missed pills by over 80% using innovative technology to help engage patients.



## COMPANY

Popit is an innovative startup from Espoo, Finland. Established in 2015, the company has already obtained some of the world's largest pharmaceutical companies as customers. Popit is dedicated to making medication connected so that pharmaceutical products can be placed at the center of a service ecosystem powered by medication consumption data.

## CONTACT

Timo Heikkilä, COO,  
Co-founder

[timo@popit.io](mailto:timo@popit.io)  
+358 50 487 3728  
[www.popit.io](http://www.popit.io)



# BUSINESS FINLAND

---

GOVERNMENT ORGANIZATION FOR INNOVATION FUNDING AND TRADE, TRAVEL AND INVESTMENT PROMOTION. WE ARE HAPPY TO CONNECT YOU WITH FINLAND.

## ARE YOU LOOKING TO INVEST IN THE CANCER AND ONCOLOGY FIELD?

Business Finland's Invest in Finland unit offers a wide range of services for international companies and investors. Our mission is to help your business grow and prosper in Finland. Invest in Finland provides industry insights, tailored recommendations, and practical support to meet your needs when planning, establishing or expanding your operations in Finland. Take a closer look at Finland's commitment to advance personalized health services and digital transformation in the healthcare sector through exponential technologies, such as XR, AI, 5G, the platform economy and testbed environments.

**READ MORE: [WWW.INVESTINFINLAND.FI](http://WWW.INVESTINFINLAND.FI)**

**"WE AIM TO ATTRACT CUSTOMERS TO FINLAND FOR MEDICAL TREATMENT, REHABILITATION AND HEALTH-PROMOTING HOLIDAYS"**

**YOUR HEALTH TRAVEL PARTNER TO WORLD-CLASS CANCER CARE IN FINLAND**

Business Finland's Visit Finland unit makes Finnish high-quality health and care services accessible from abroad. It brings together Finnish health travel service providers and potential partners, such as clinics, hospitals and patient facilitators in the target markets. We aim to attract customers to Finland for medical treatment, rehabilitation and health-promoting holidays. For more information, please have a look at

**[WWW.VISITFINLAND.COM/FINLANDCARE](http://WWW.VISITFINLAND.COM/FINLANDCARE)**



# BUSINESS FINLAND

09.2020

## CONTACT INFORMATION

**Business Finland**

**Terhi Rasmussen**

Global Opportunity Leader

Health & Wellbeing

terhi.rasmussen@businessfinland.fi

**Notice:** The information contained in this publication is collected from various sources and provided for your information only. Business Finland does not assume any liability for the accuracy and completeness of the information.

## BUSINESSFINLAND.COM

---

FOLLOW US ON SOCIAL MEDIA



Porkkalankatu 1 | FI-00180 Helsinki, Finland | Tel. +358 29 469 51